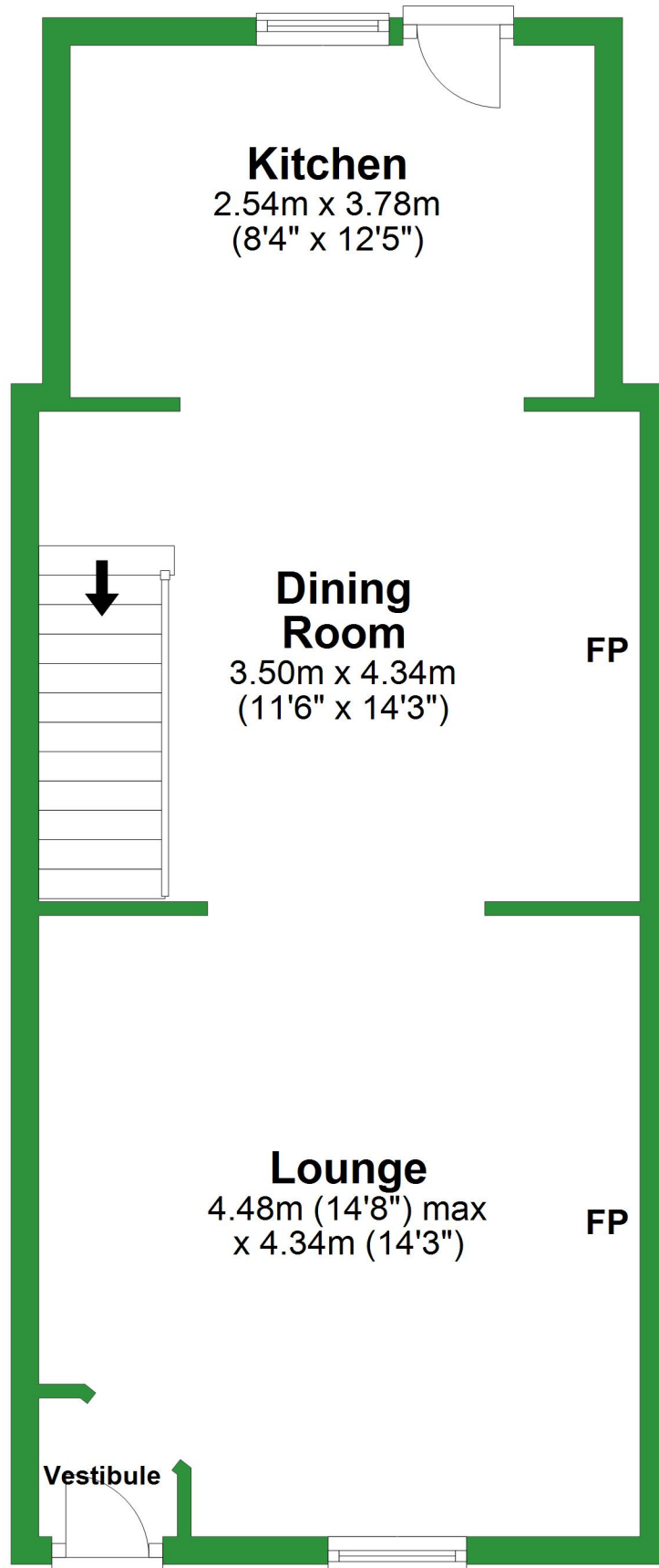


Ground Floor

Approx. 45.0 sq. metres (484.9 sq. feet)

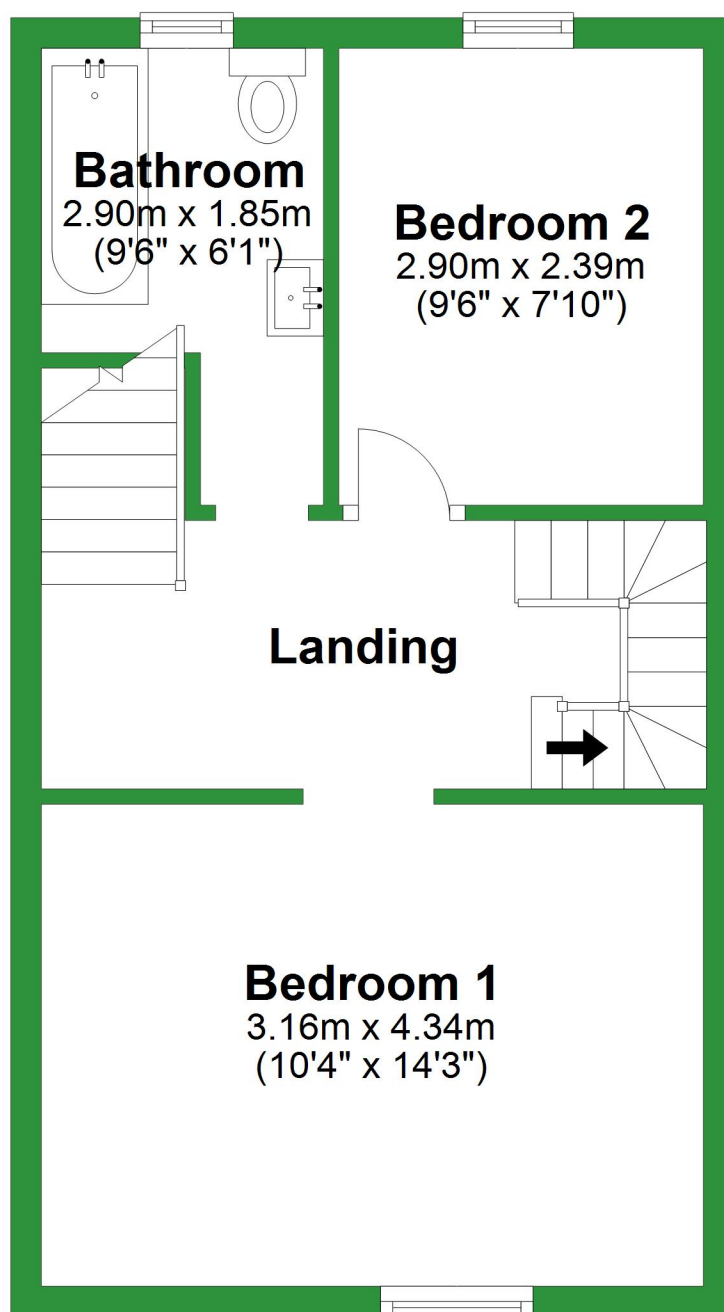


Total area: approx. 109.3 sq. metres (1176.7 sq. feet)

For illustrative purposes only. Not to scale. All sizes are approximate.
Plan produced using PlanUp.

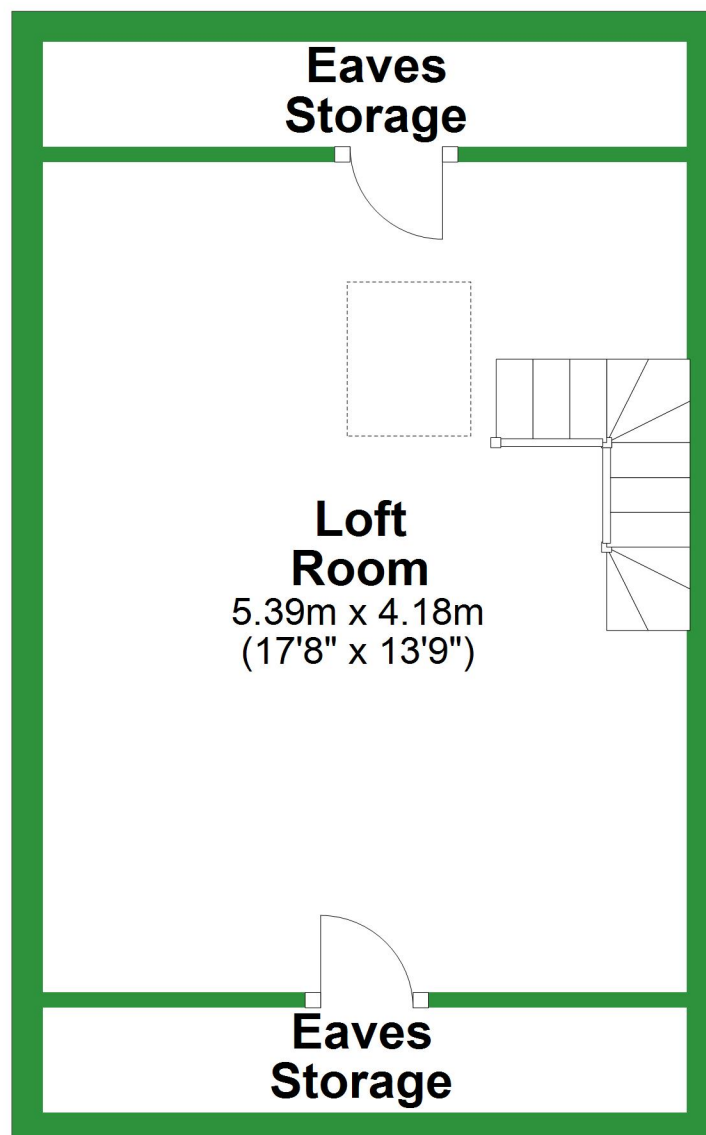
First Floor

Approx. 35.2 sq. metres (379.1 sq. feet)



Second Floor

Approx. 29.0 sq. metres (312.7 sq. feet)



Ground Floor

Approx. 45.0 sq. metres (484.9 sq. feet)

Kitchen

2.54m x 3.78m
(8'4" x 12'5")

Dining Room

3.50m x 4.34m
(11'6" x 14'3")

Lounge

4.48m (14'8") max
x 4.34m (14'3")

Vestibule

Total area: approx. 109.3 sq. metres (1176.7 sq. feet)

For illustrative purposes only. Not to scale. All sizes are approximate.

Plan produced using PlanUp.

First Floor

Approx. 35.2 sq. metres (379.1 sq. feet)

Bathroom

2.90m x 1.85m
(9'6" x 6'1")

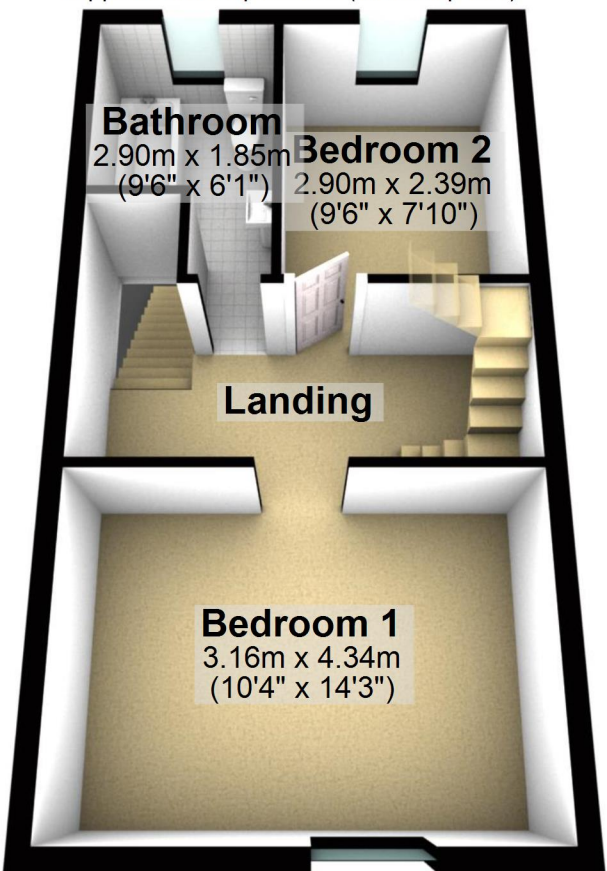
Bedroom 2

2.90m x 2.39m
(9'6" x 7'10")

Landing

Bedroom 1

3.16m x 4.34m
(10'4" x 14'3")



Second Floor

Approx. 29.0 sq. metres (312.7 sq. feet)

**Eaves
Storage**

**Loft
Room**
5.39m x 4.18m
(17'8" x 13'9")

**Eaves
Storage**

