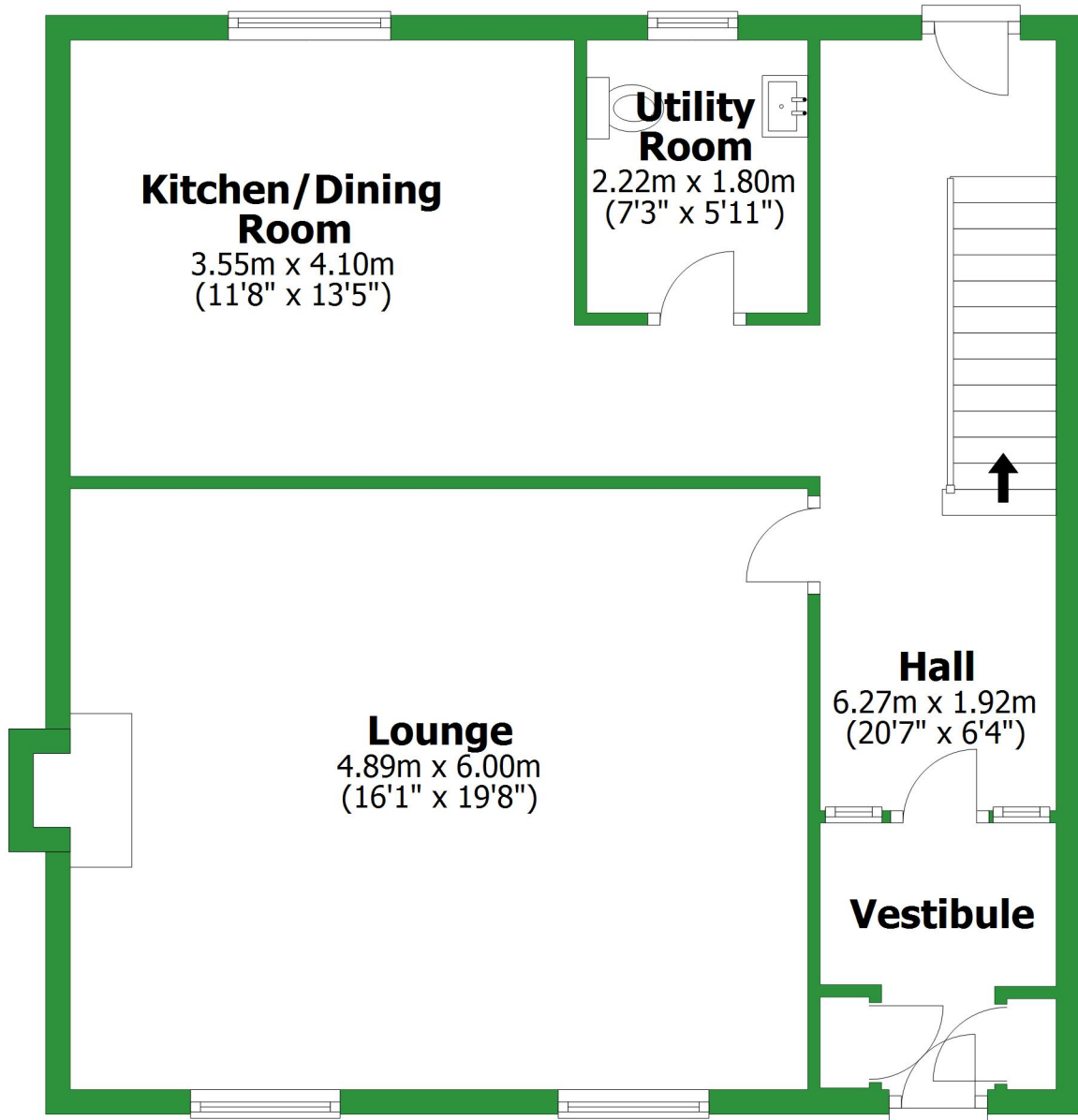


Ground Floor

Approx. 68.5 sq. metres (737.2 sq. feet)



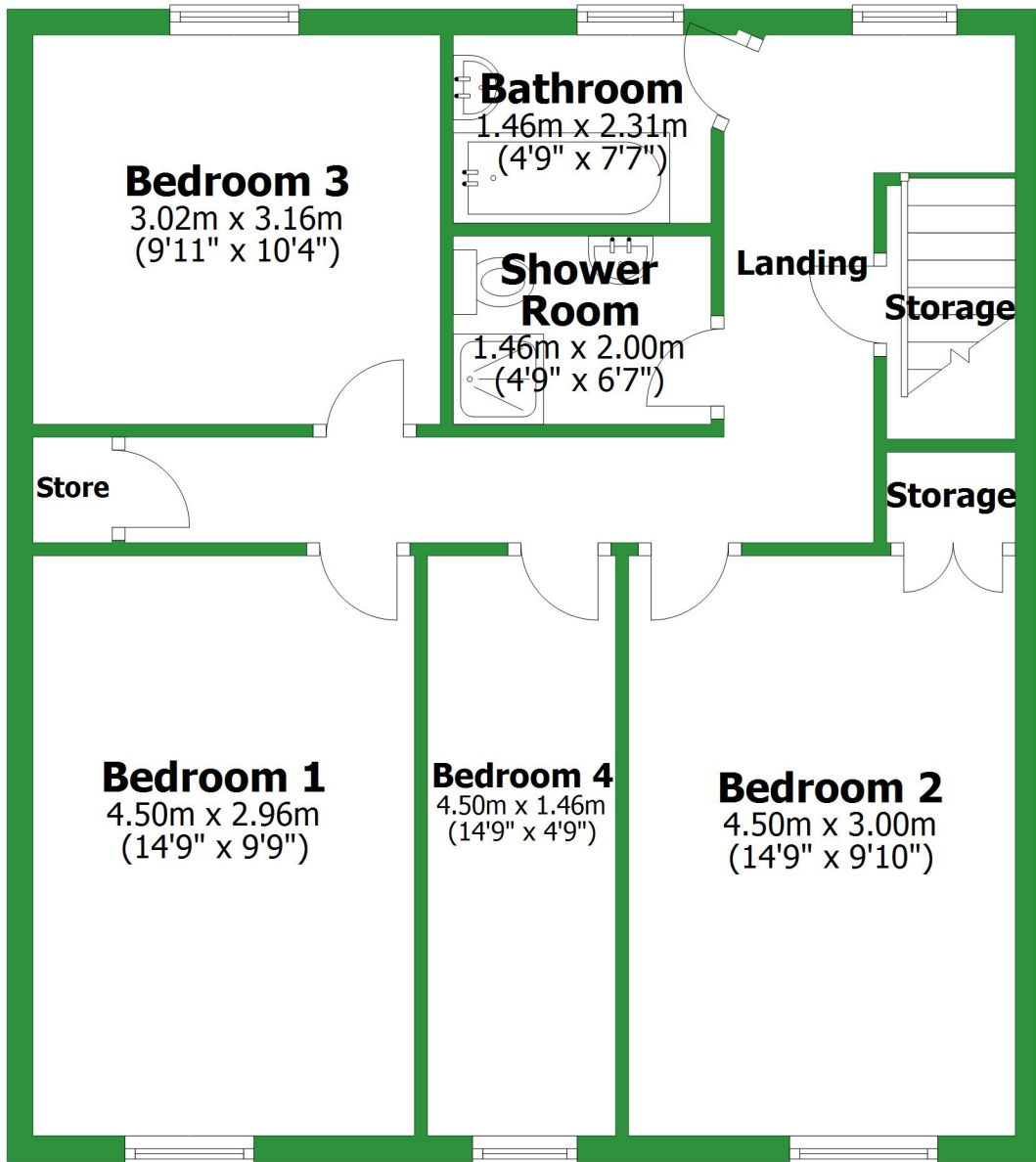
Total area: approx. 133.6 sq. metres (1437.7 sq. feet)

For illustrative purposes only. Not to scale. All sizes are approximate.

Plan produced using PlanUp.

First Floor

Approx. 65.1 sq. metres (700.5 sq. feet)



Ground Floor

Approx. 68.5 sq. metres (737.2 sq. feet)

Kitchen/Dining Room

3.55m x 4.10m
(11'8" x 13'5")

Utility Room

2.22m x 1.80m
(7'3" x 5'11")

Lounge

4.89m x 6.00m
(16'1" x 19'8")

Hall

6.27m x 1.92m
(20'7" x 6'4")

Vestibule

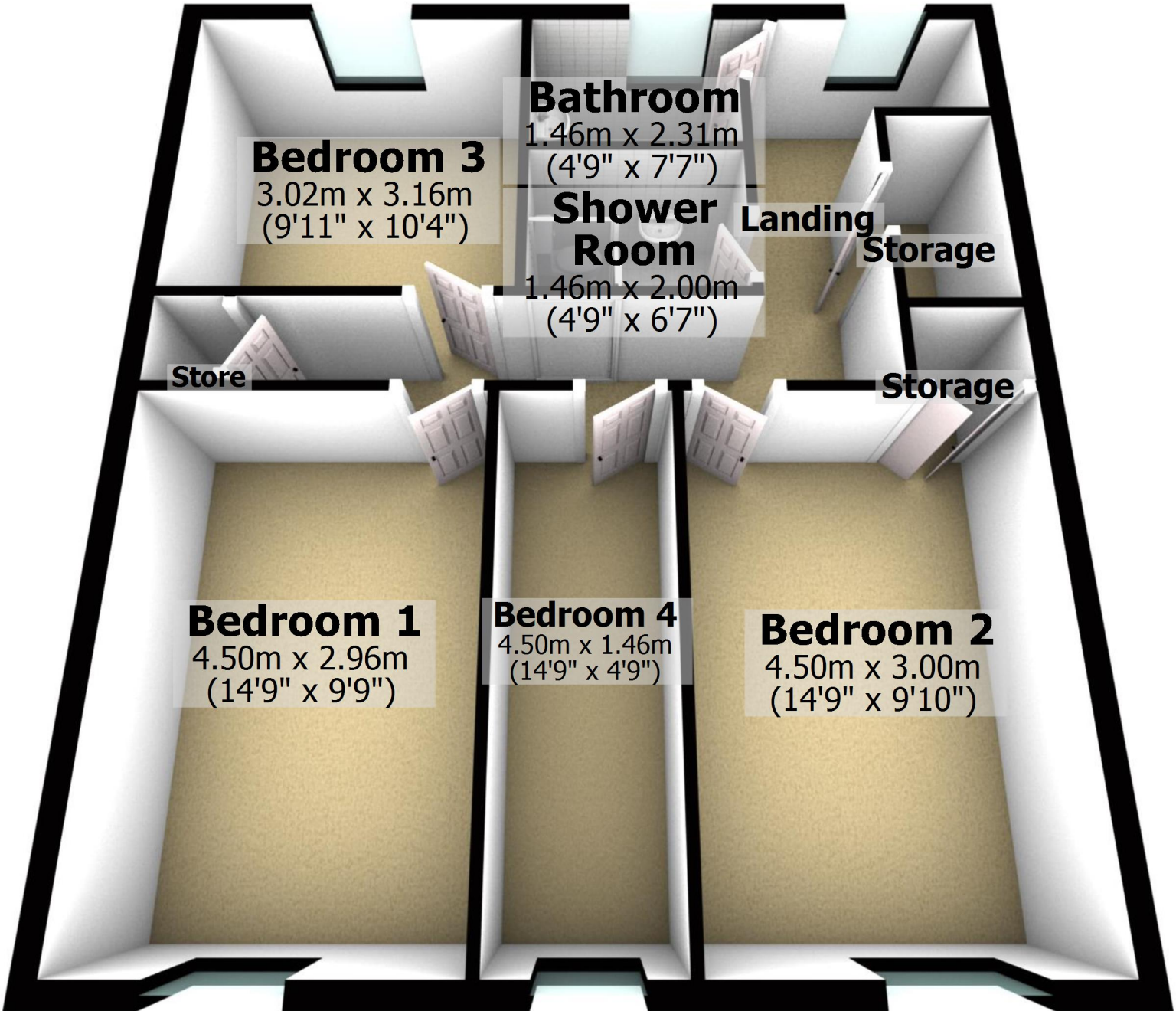
Total area: approx. 133.6 sq. metres (1437.7 sq. feet)

For illustrative purposes only. Not to scale. All sizes are approximate.

Plan produced using PlanUp.

First Floor

Approx. 65.1 sq. metres (700.5 sq. feet)



Bedroom 3
3.02m x 3.16m
(9'11" x 10'4")

Bathroom
1.46m x 2.31m
(4'9" x 7'7")

Shower Room
1.46m x 2.00m
(4'9" x 6'7")

Landing

Storage

Store

Storage

Bedroom 1
4.50m x 2.96m
(14'9" x 9'9")

Bedroom 4
4.50m x 1.46m
(14'9" x 4'9")

Bedroom 2
4.50m x 3.00m
(14'9" x 9'10")