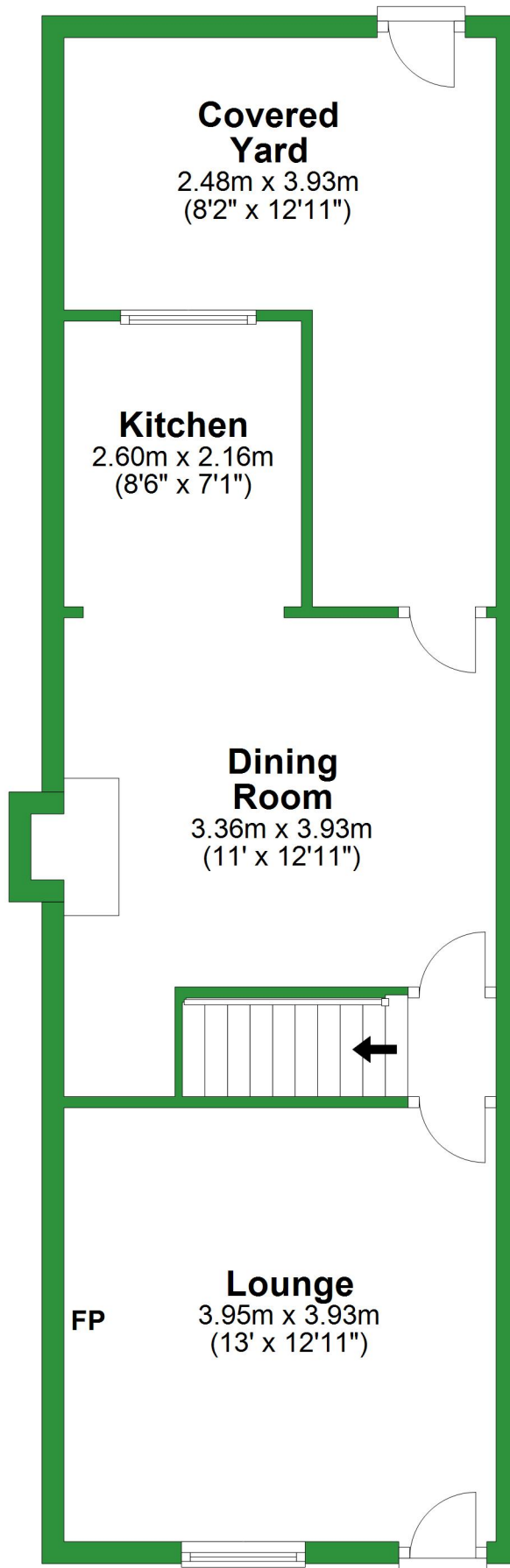


Ground Floor

Approx. 53.6 sq. metres (576.7 sq. feet)

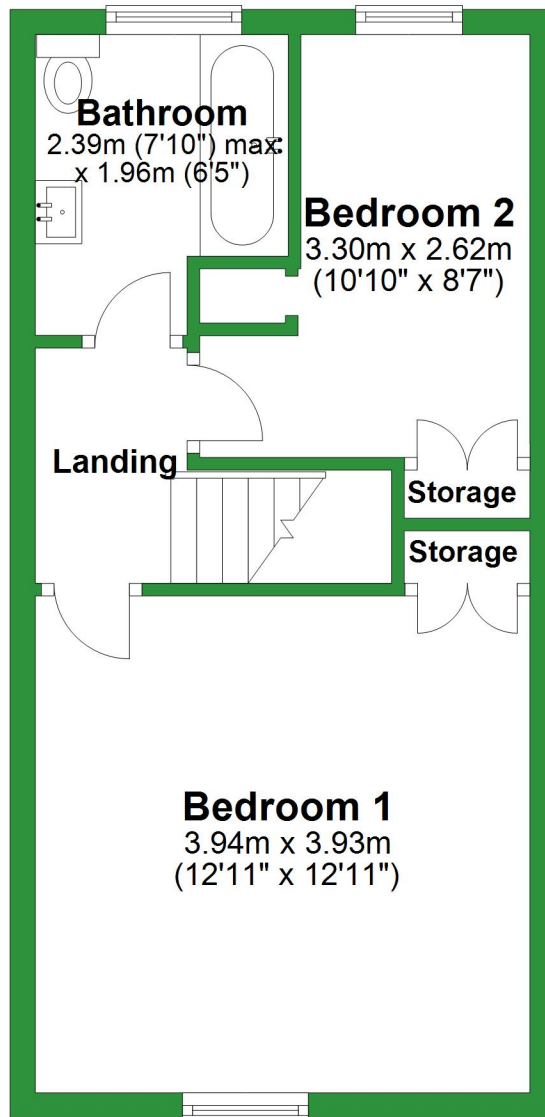


Total area: approx. 86.4 sq. metres (930.3 sq. feet)

For illustrative purposes only. Not to scale. All sizes are approximate.
Plan produced using PlanUp.

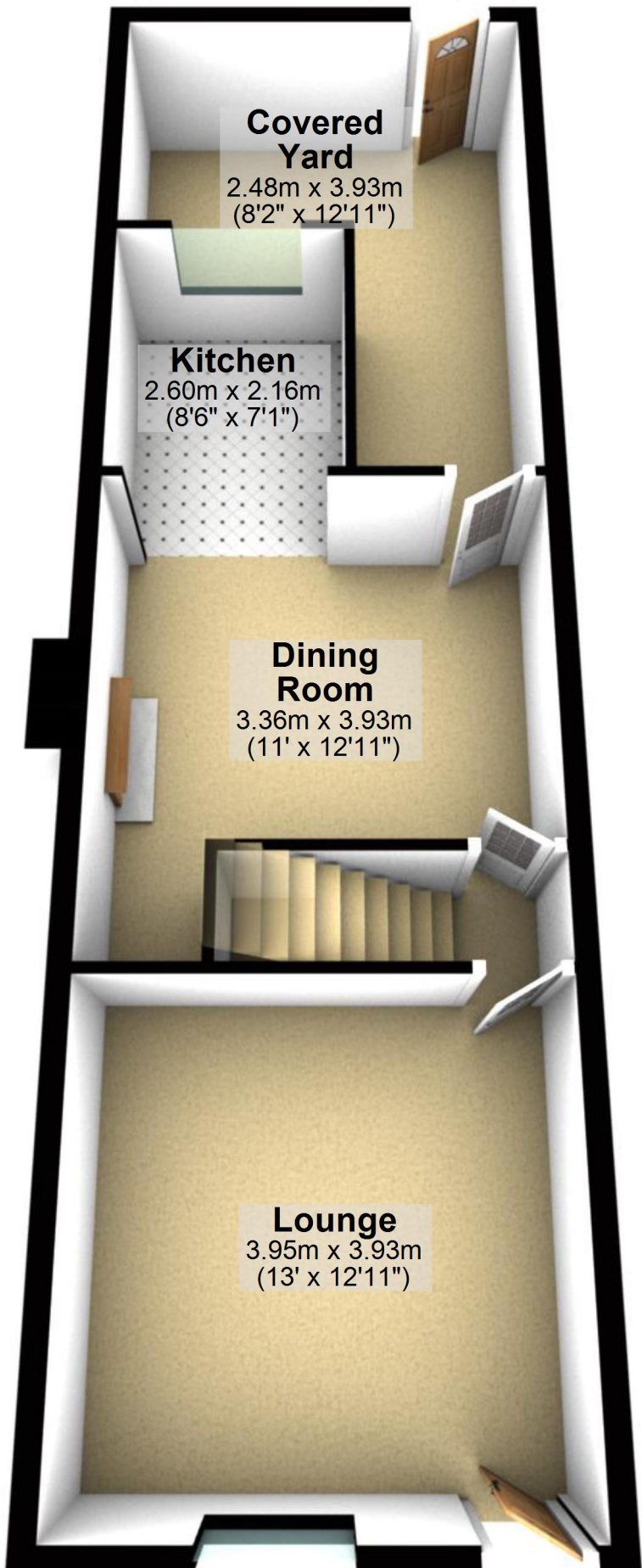
First Floor

Approx. 32.9 sq. metres (353.6 sq. feet)



Ground Floor

Approx. 53.6 sq. metres (576.7 sq. feet)



Covered Yard

2.48m x 3.93m
(8'2" x 12'11")

Kitchen

2.60m x 2.16m
(8'6" x 7'1")

Dining Room

3.36m x 3.93m
(11' x 12'11")

Lounge

3.95m x 3.93m
(13' x 12'11")

Total area: approx. 86.4 sq. metres (930.3 sq. feet)

For illustrative purposes only. Not to scale. All sizes are approximate.

Plan produced using PlanUp.

First Floor

Approx. 32.9 sq. metres (353.6 sq. feet)

Bathroom

2.39m (7'10") max
x 1.96m (6'5")

Bedroom 2

3.30m x 2.62m
(10'10" x 8'7")

Landing

Storage

Storage

Bedroom 1

3.94m x 3.93m
(12'11" x 12'11")

