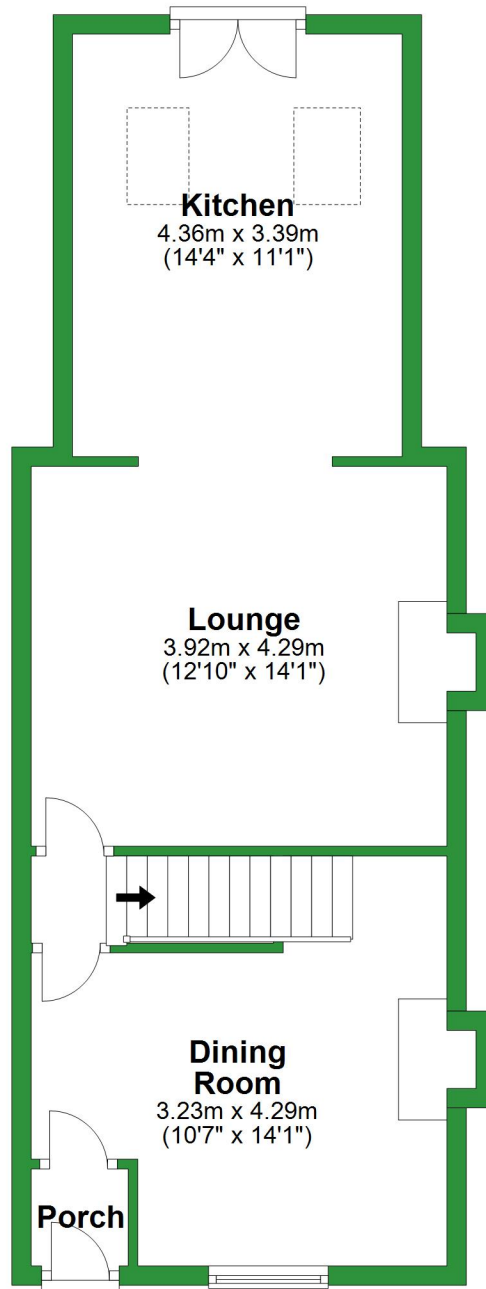


# Ground Floor

Approx. 58.6 sq. metres (630.9 sq. feet)

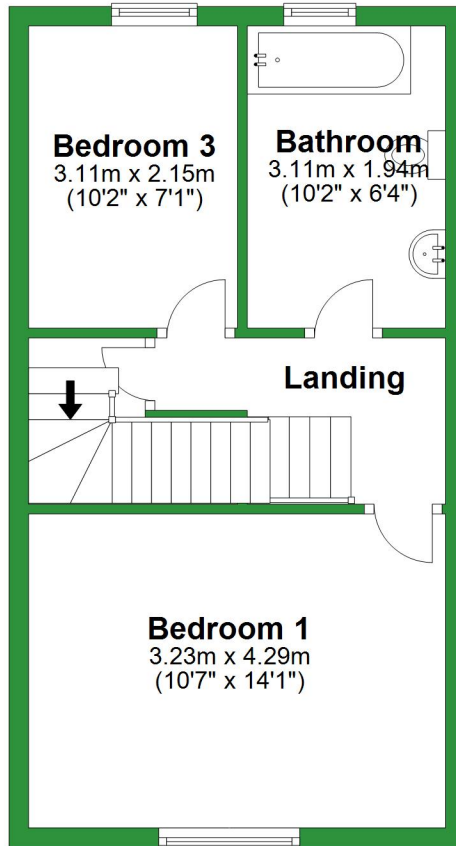


Total area: approx. 116.8 sq. metres (1257.0 sq. feet)

For illustrative purposes only. Not to scale. All sizes are approximate.  
Plan produced using PlanUp.

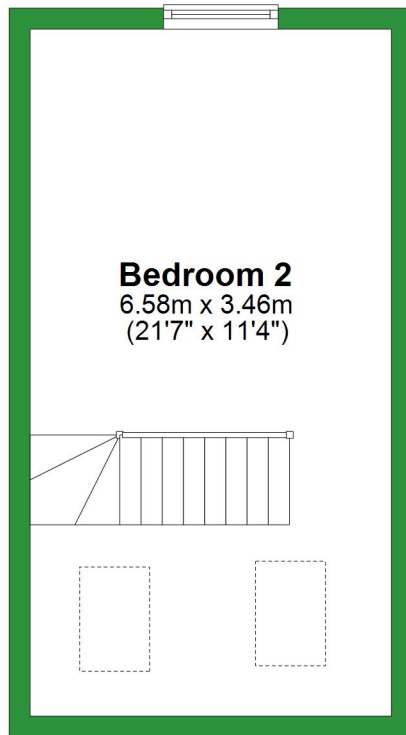
## First Floor

Approx. 35.4 sq. metres (381.0 sq. feet)



## Second Floor

Approx. 22.8 sq. metres (245.1 sq. feet)



# Ground Floor

Approx. 58.6 sq. metres (630.9 sq. feet)

## Kitchen

4.36m x 3.39m  
(14'4" x 11'1")

## Lounge

3.92m x 4.29m  
(12'10" x 14'1")

## Dining Room

3.23m x 4.29m  
(10'7" x 14'1")

## Porch

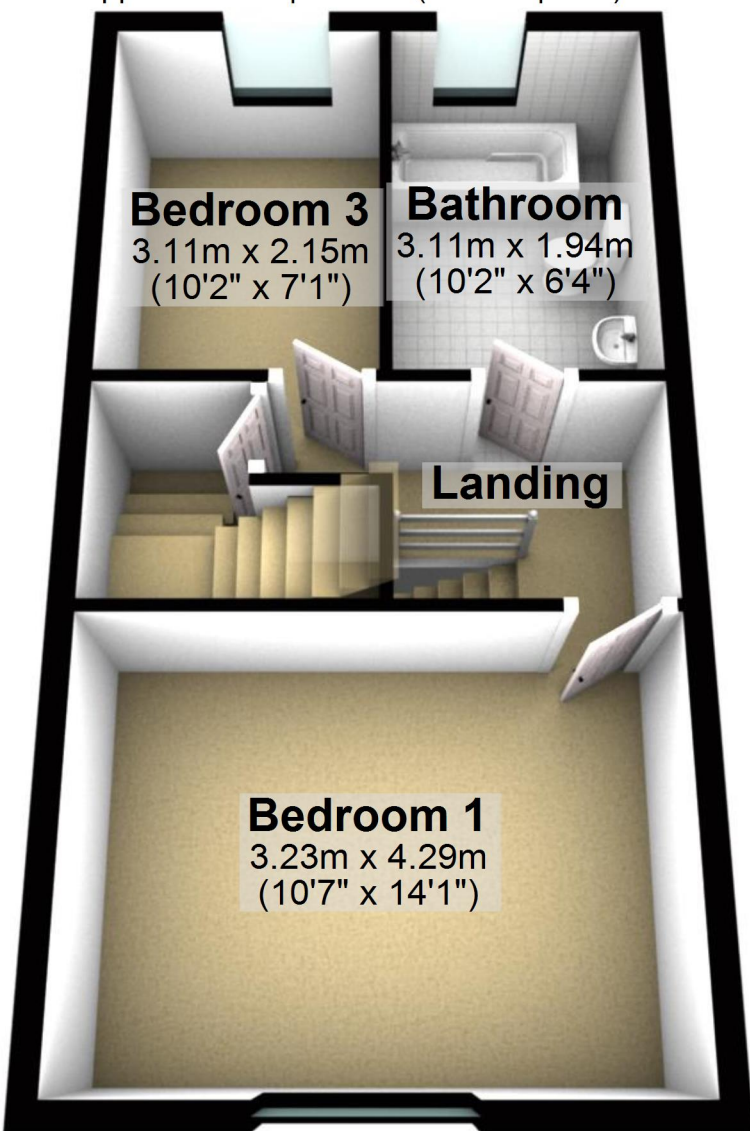
Total area: approx. 116.8 sq. metres (1257.0 sq. feet)

For illustrative purposes only. Not to scale. All sizes are approximate.

Plan produced using PlanUp.

# First Floor

Approx. 35.4 sq. metres (381.0 sq. feet)



## Second Floor

Approx. 22.8 sq. metres (245.1 sq. feet)

### Bedroom 2

6.58m x 3.46m  
(21'7" x 11'4")

