

Lower Ground Floor

Approx. 26.5 sq. metres (285.5 sq. feet)

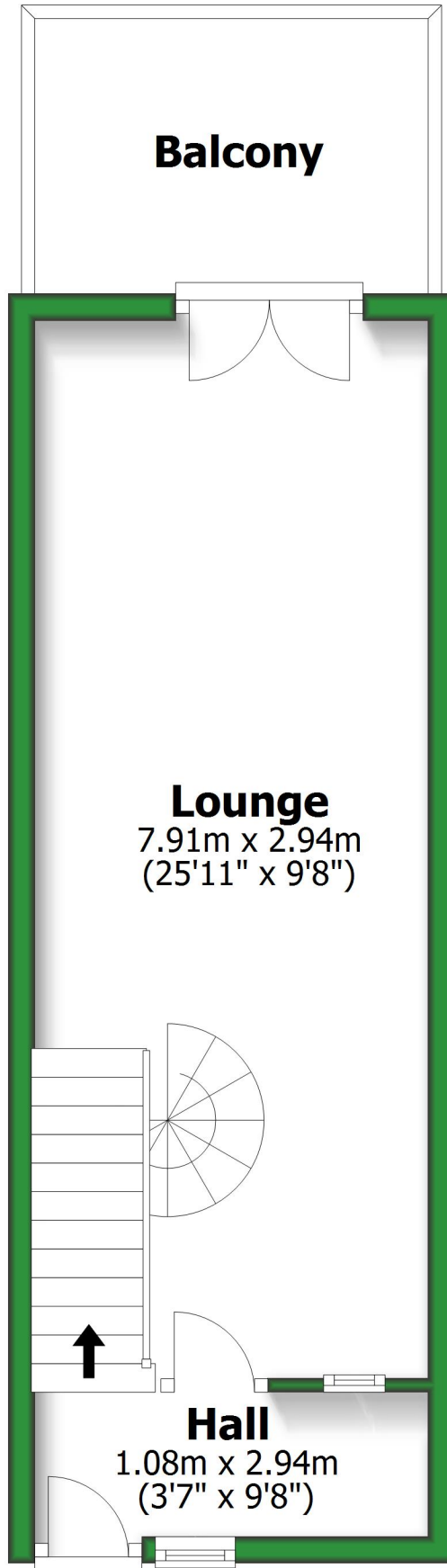


Total area: approx. 106.7 sq. metres (1148.5 sq. feet)

For illustrative purposes only. Not to scale. All sizes are approximate.
Plan produced using PlanUp.

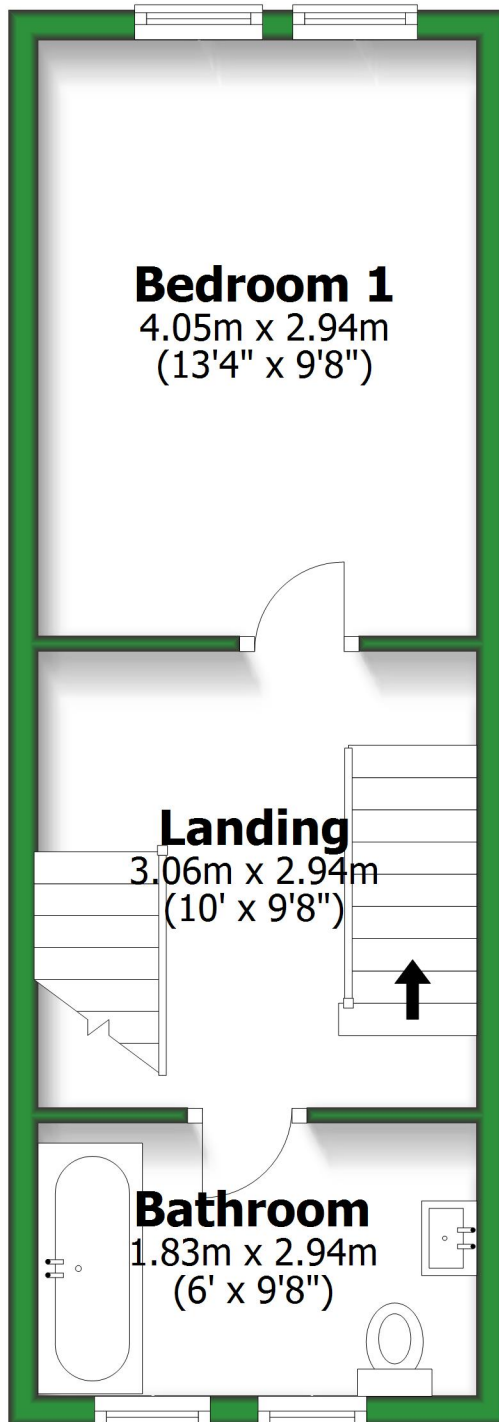
Ground Floor

Approx. 26.7 sq. metres (287.7 sq. feet)



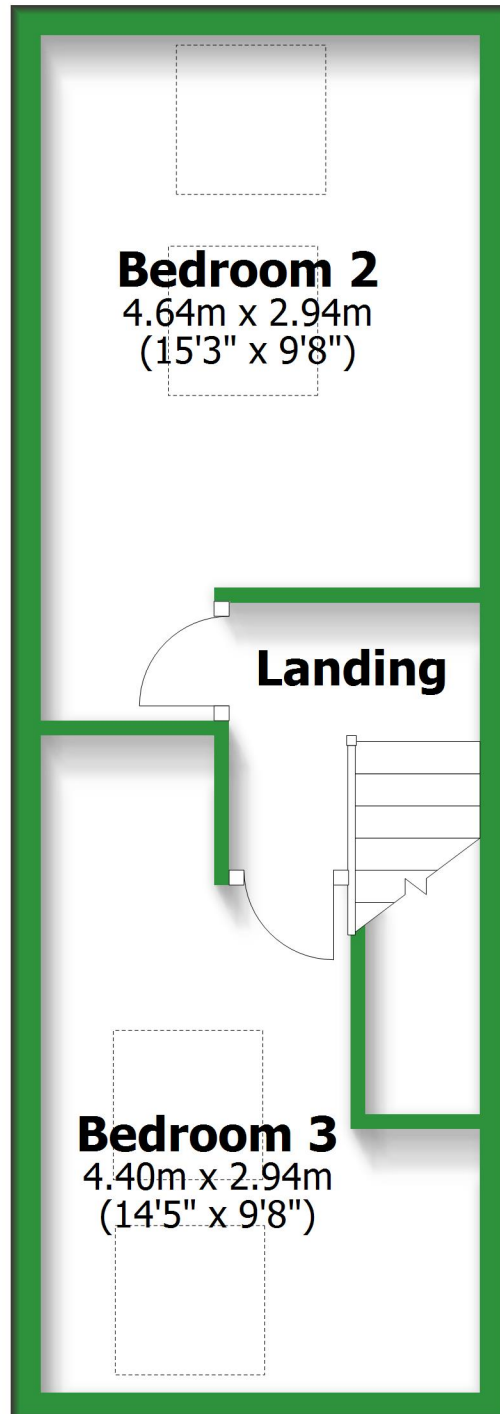
First Floor

Approx. 26.7 sq. metres (287.7 sq. feet)



Second Floor

Approx. 26.7 sq. metres (287.7 sq. feet)



Lower Ground Floor

Approx. 26.5 sq. metres (285.5 sq. feet)



Total area: approx. 106.7 sq. metres (1148.5 sq. feet)

For illustrative purposes only. Not to scale. All sizes are approximate.

Plan produced using PlanUp.

Ground Floor

Approx. 26.7 sq. metres (287.7 sq. feet)

A 3D architectural rendering of the ground floor layout, showing a long, narrow room with a balcony at the top, a large lounge in the middle, and a hall at the bottom. The balcony is at the top, with two glass doors leading into the lounge. The lounge is a large, carpeted area with a wall-mounted light fixture and a door leading to the hall. The hall is at the bottom, with a door leading to the lounge and a staircase leading to the next floor. The rendering is in a perspective view, showing the depth of the room and the placement of the furniture and fixtures.

Balcony

Lounge

7.91m x 2.94m
(25'11" x 9'8")

Hall

1.08m x 2.94m
(3'7" x 9'8")

First Floor

Approx. 26.7 sq. metres (287.7 sq. feet)

Bedroom 1

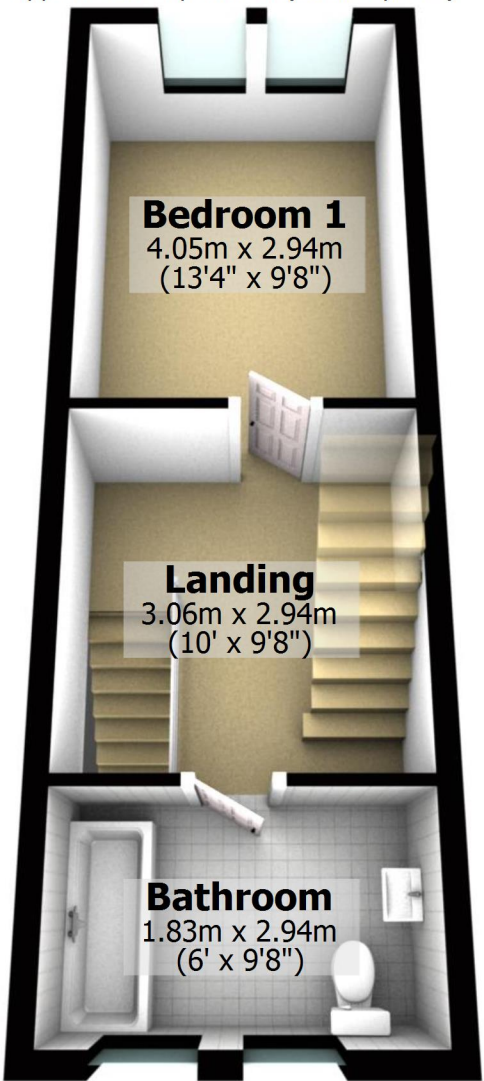
4.05m x 2.94m
(13'4" x 9'8")

Landing

3.06m x 2.94m
(10' x 9'8")

Bathroom

1.83m x 2.94m
(6' x 9'8")



Second Floor

Approx. 26.7 sq. metres (287.7 sq. feet)

Bedroom 2

4.64m x 2.94m
(15'3" x 9'8")

Landing

Bedroom 3

4.40m x 2.94m
(14'5" x 9'8")

