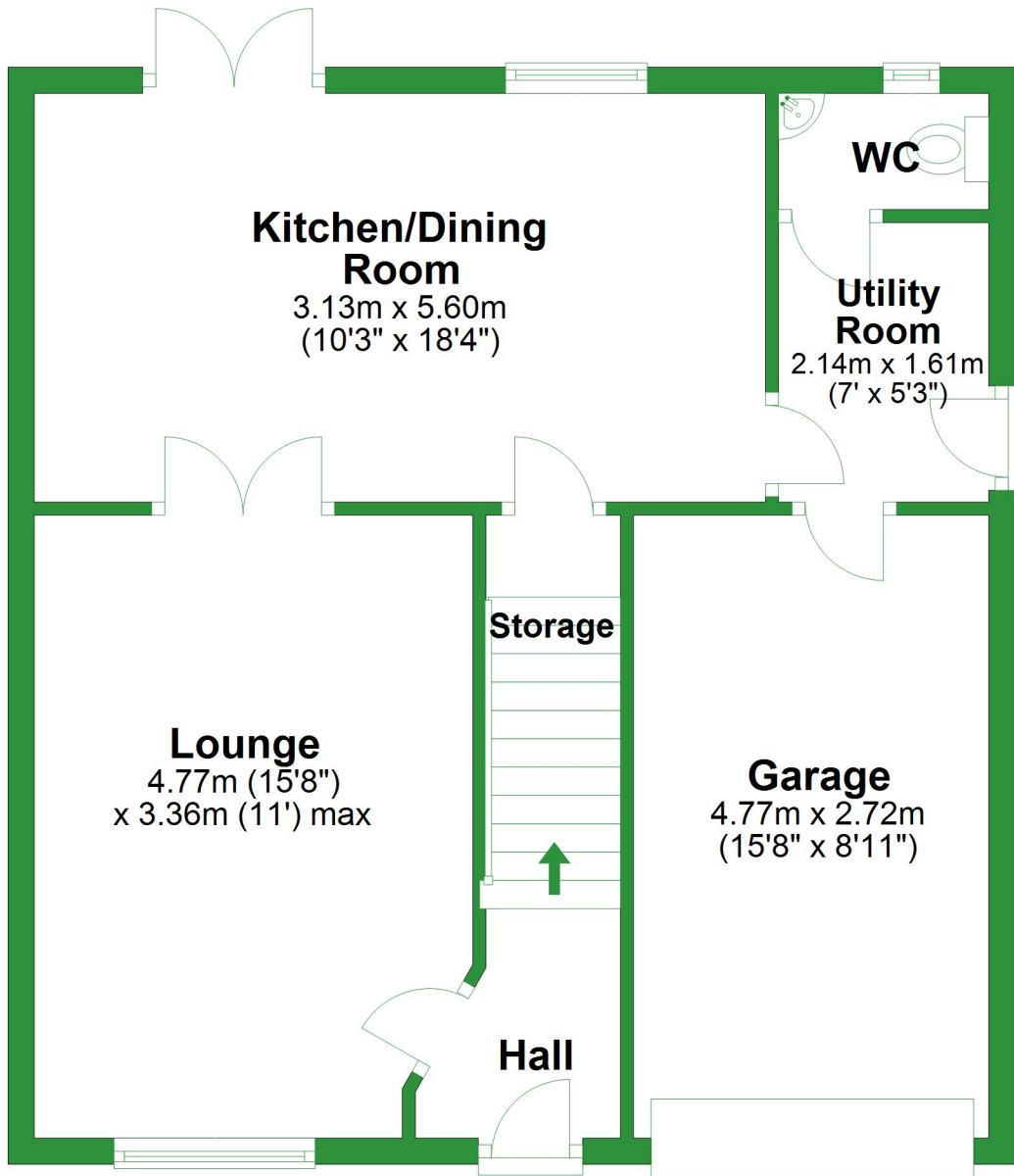


Ground Floor

Approx. 58.5 sq. metres (629.5 sq. feet)

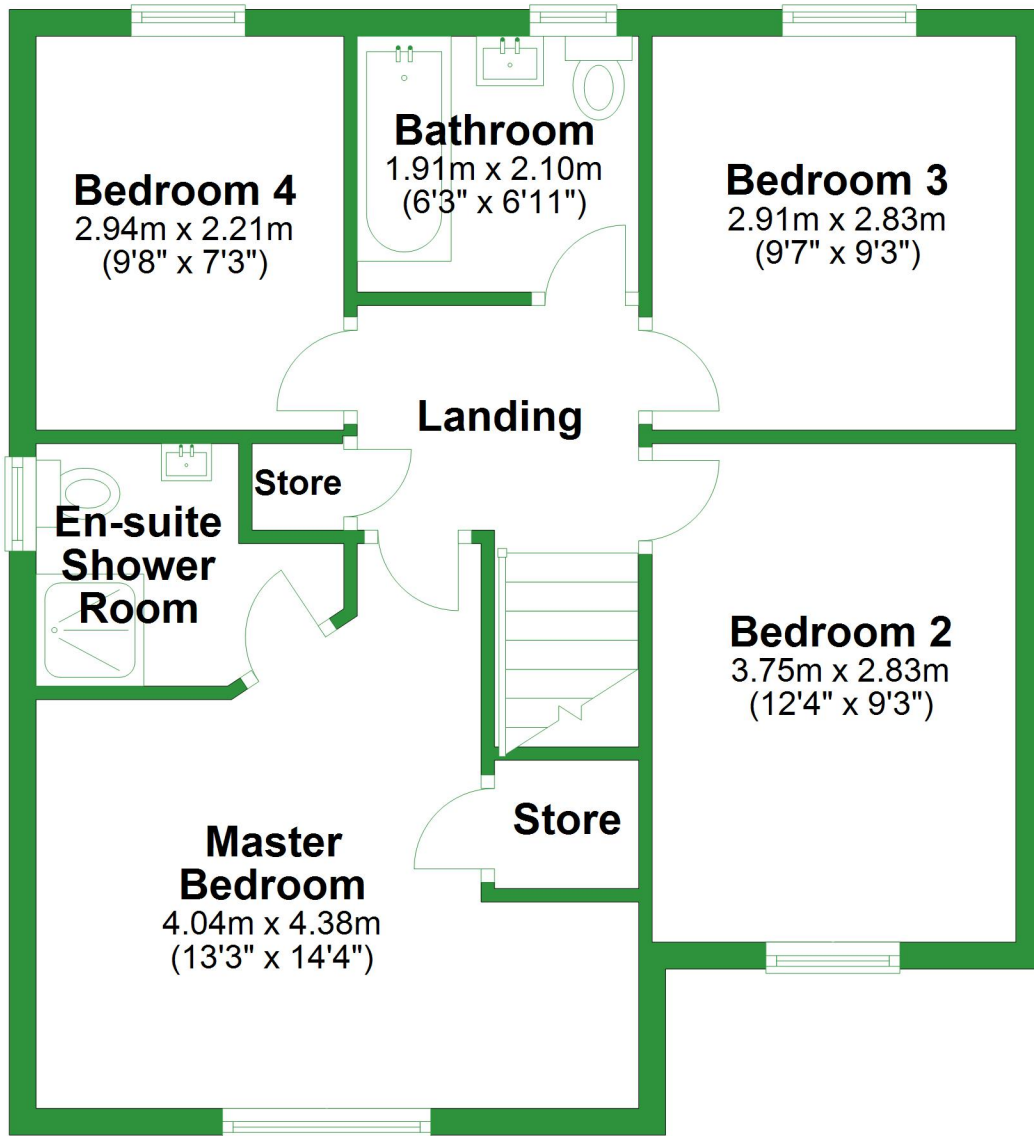


Total area: approx. 113.8 sq. metres (1225.0 sq. feet)

For illustrative purposes only. Not to scale. All sizes are approximate.
Plan produced using PlanUp.

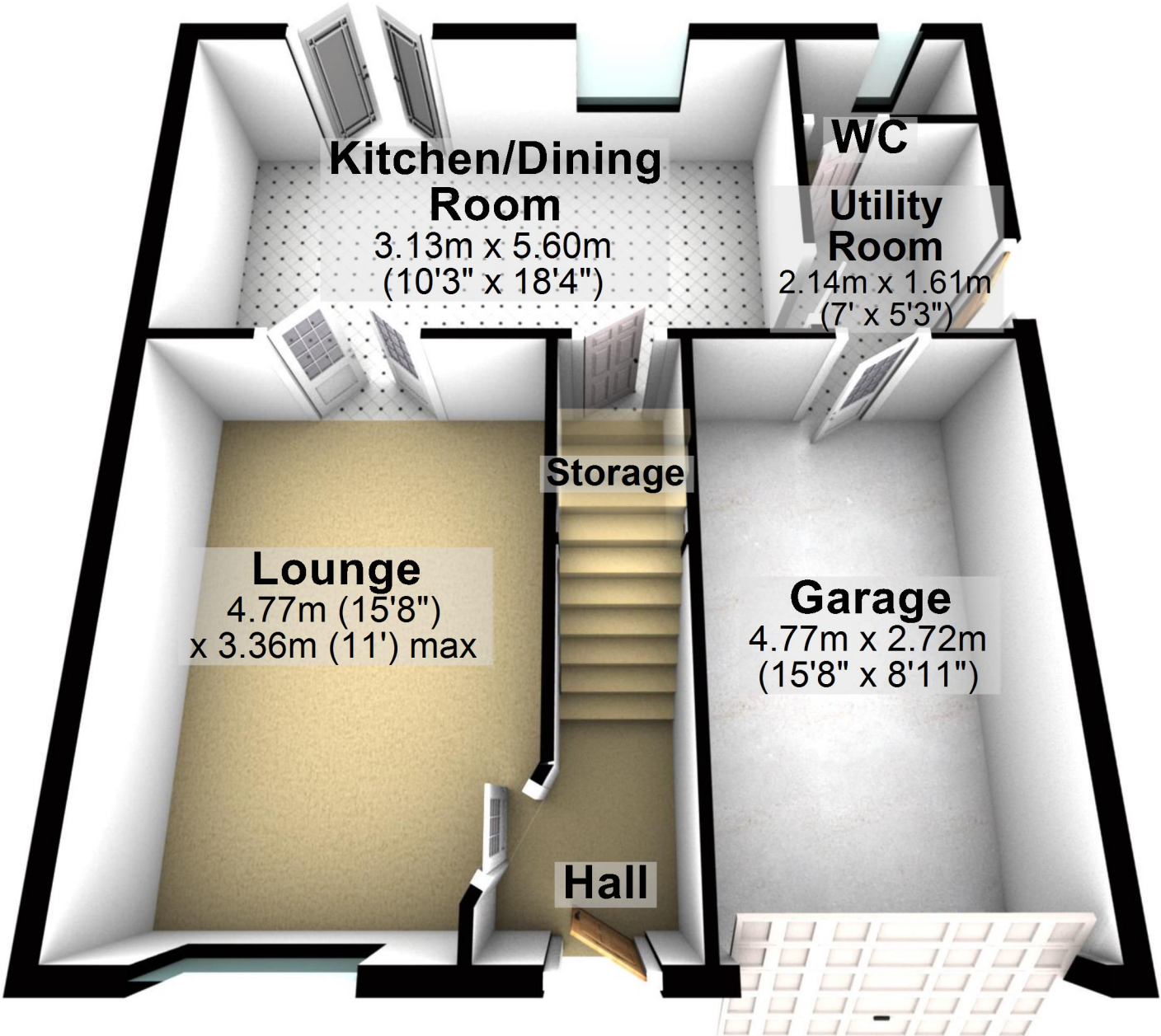
First Floor

Approx. 55.3 sq. metres (595.5 sq. feet)



Ground Floor

Approx. 58.5 sq. metres (629.5 sq. feet)



Kitchen/Dining Room

3.13m x 5.60m
(10'3" x 18'4")

WC

Utility Room

2.14m x 1.61m
(7' x 5'3")

Storage

Lounge

4.77m (15'8")
x 3.36m (11') max

Garage

4.77m x 2.72m
(15'8" x 8'11")

Hall

Total area: approx. 113.8 sq. metres (1225.0 sq. feet)

For illustrative purposes only. Not to scale. All sizes are approximate.

Plan produced using PlanUp.

First Floor

Approx. 55.3 sq. metres (595.5 sq. feet)



Bedroom 4
1.91m x 2.10m
2.94m x 2.21m
(6'3" x 6'11")
(9'8" x 7'3")

Bedroom 3
2.91m x 2.83m
(9'7" x 9'3")

Landing

**En-suite
Shower
Room**

Store

Bedroom 2
3.75m x 2.83m
(12'4" x 9'3")

**Master
Bedroom**
4.04m x 4.38m
(13'3" x 14'4")

Store